



SPA CHEMICAL STARTUP GUIDE

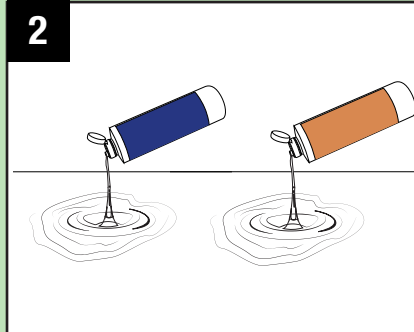
WHILE TUB IS FILLING

1



Kit Includes Chlorine Granules, Spa Clear, Foam Free, Scale Control, Spa Shock, Alkalinity Booster, pH Up, pH Down, Test Strips

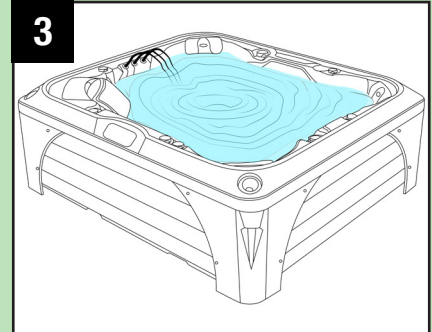
2



Scale Control & Spa Clear

Add 60mL of Scale Control per 1000L of water
Add 30mL of Spa Clear per 1000L of water

3



Circulate

Cycle water with the cover off for 30 mins

ONCE TUB IS FULL

4

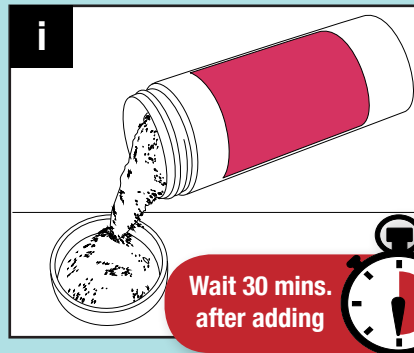


Test Water

Balance in the following order:
Alkalinity, pH, Chlorine

ONLY AS NEEDED

i



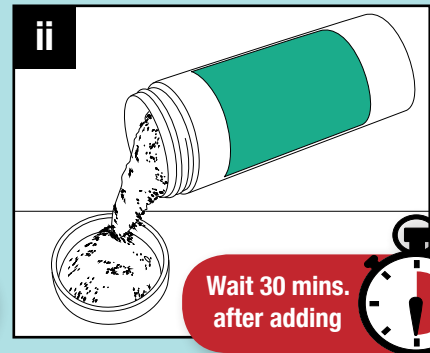
Wait 30 mins.
after adding



Alkalinity Booster

Adjust alkalinity level to 80 -150 ppm
(use pH Down to reduce)
(see bottle for directions)

ii



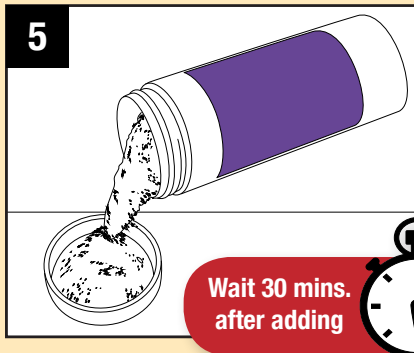
Wait 30 mins.
after adding



pH Up / pH Down

Adjust pH level to 7.2 -7.6
(see bottle for directions)

5



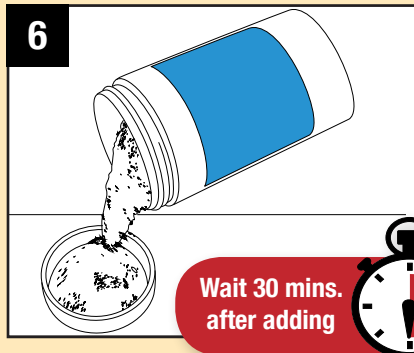
Wait 30 mins.
after adding



Spa Shock

Add 120g per 1000L of water

6



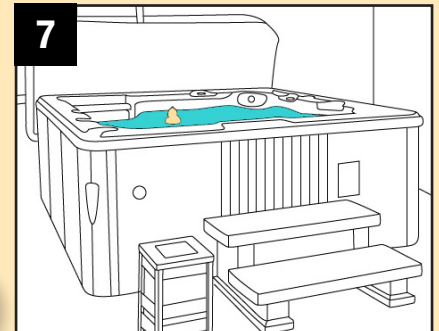
Wait 30 mins.
after adding



Chlorine Granules



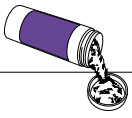





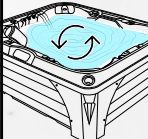

Add 15g per 1000L (*Chlorine level should be 1-3 ppm due to ozone purifier*)

7



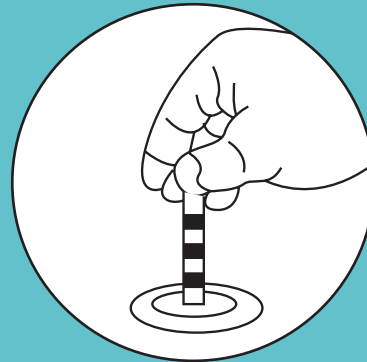
ENJOY!

MAINTENANCE SCHEDULE

PROCEDURE	EACH USE	WEEKLY	3-4 MONTHS
 SANITIZE Replenish sanitizer levels	●		
 BALANCE Balance water according to Test Strip readings		●	
 SPA SHOCK Oxidize organics		●	
 SCALE CONTROL Protect against hard water and metals		●	
 FILTER FREE Soak filter overnight and rinse		●	
 SPA BALL Replace Spa Ball			●
 REPLACE FILTER According to replacement schedule			●
 WHIRLPOOL RINSE Add before draining spa water			●
 CHANGE WATER Drain and refill your water			●
 CHECK OZONE Ensure LED is on during filter cycle			●

CHEMICAL TROUBLESHOOTING

TRY THESE TIPS AND TRICKS IF YOU'RE EXPERIENCING WATER ISSUES

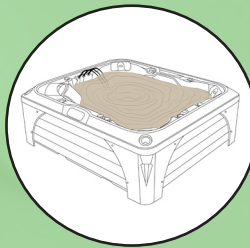


BALANCE WATER

Ensure that your Alkalinity, pH and Chlorine levels are correctly balanced.

ALWAYS BALANCE IN THIS ORDER.

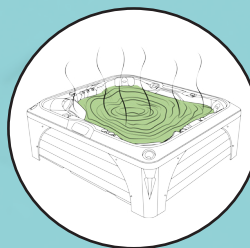
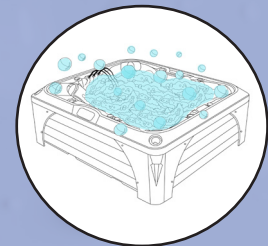
IF BALANCING DOES NOT WORK, TRY THIS NEXT:



DISCOLOURED WATER

1. Add Spa Clear (30mL per 1000L)
2. Add Scale Control (60mL per 1000L)
3. Add Spa Shock (30mL per 1000L)
4. Clean filter with Filter Free

FOAMING
 Add Foam Free as needed. Follow instructions on bottle



ODOUR/IRRITATION
 Shock water with Spa Shock as needed. Follow instructions on the bottle